

grand ledge collection



ROSETTA[™]
WALLS • STEPS • ACCENTS

by  **Brown's**
CONCRETE PRODUCTS LIMITED



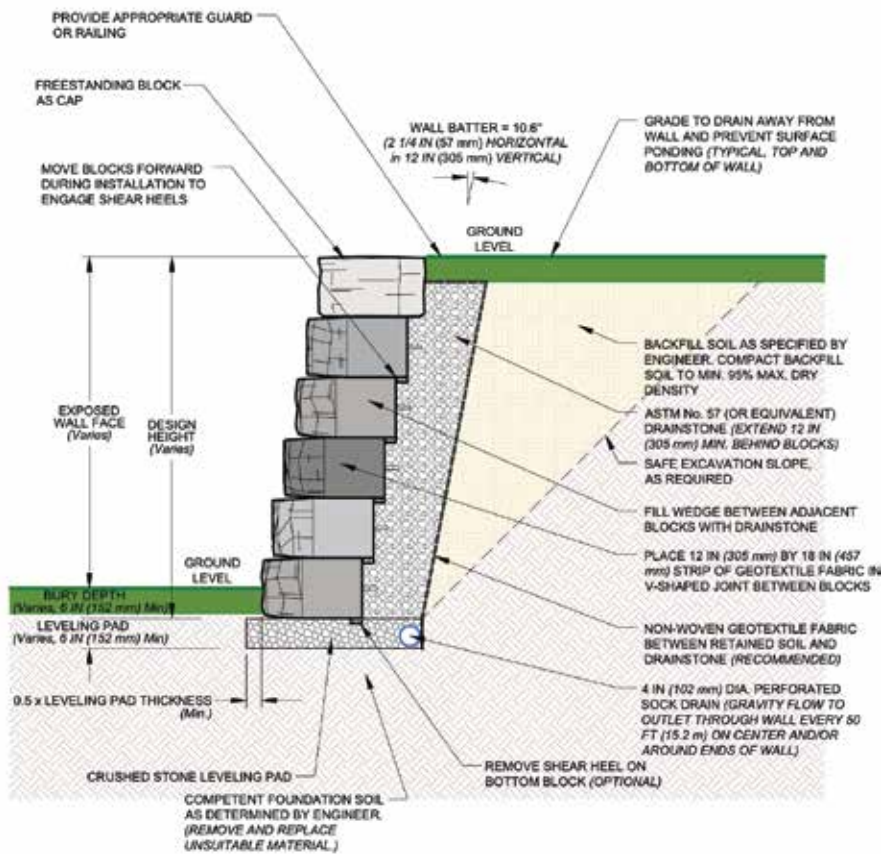
GRAND LEDGE COLLECTION

inviting, enhancing, enduring


www.brownsconcrete.com

FEATURES


- **Natural Look** – Mimics rugged ledgestone with precise, consistent sizing.
- **Unique Textures** – **24 faces** for a natural, non-repeating finish.
- **Versatile Blocks** – 5-sided units work for corners, steps, and caps.
- **Tall Wall Ready** – Supports gravity walls **up to 6 feet**.
- **Fast to Install** – Consistent sizes speed up installation.




WALL




72" W x 12" H x 23" D
1829mm x 305mm x 584mm



60" W x 12" H x 23" D
1524mm x 305mm x 584mm



48" W x 12" H x 23" D
1219mm x 305mm x 584mm




36" W x 12" H x 23" D
914mm x 305mm x 584mm

COPING




54" W x 12" H x 20" D
1372mm x 305mm x 508mm

CORNERS



50.5" W x 12" H x 24" D
1282mm x 305mm x 508mm



46" W x 12" H x 21" D
1168mm x 305 x 533mm



43" W x 12" H x 21" D
1086mm x 305mm x 483mm



35" W x 12" H x 24" D
895mm x 305mm x 457mm

Rosetta is a fully engineered system, capable of performing in any structural application. For details, specifications, and over 200 pre-drawn cross-sections please visit the license holder's website at www.discoverrosetta.com/engineering

Sample Pallet

