

belvedere garden wall collection



ROSETTA[™]
WALLS • STEPS • ACCENTS

by  **Brown's**
CONCRETE PRODUCTS LIMITED



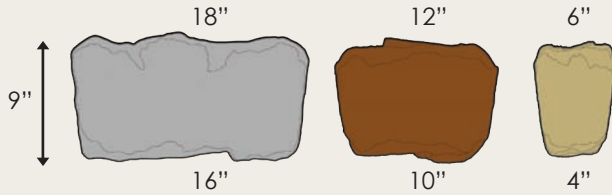
BELVEDERE COLLECTION

inviting, enhancing, enduring

www.brownsconcrete.com

WALL PALLET: Up to 27 s.f., 2,475 lbs

Each pallet contains 12 each of the following sizes at 6" high and 12 each at 3" high.

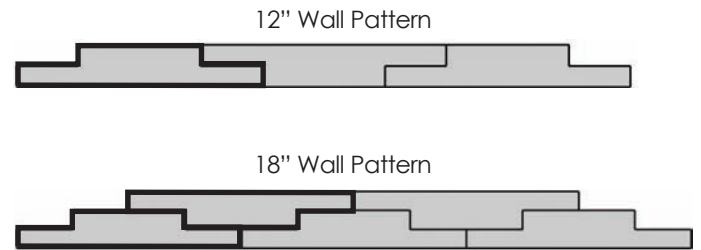
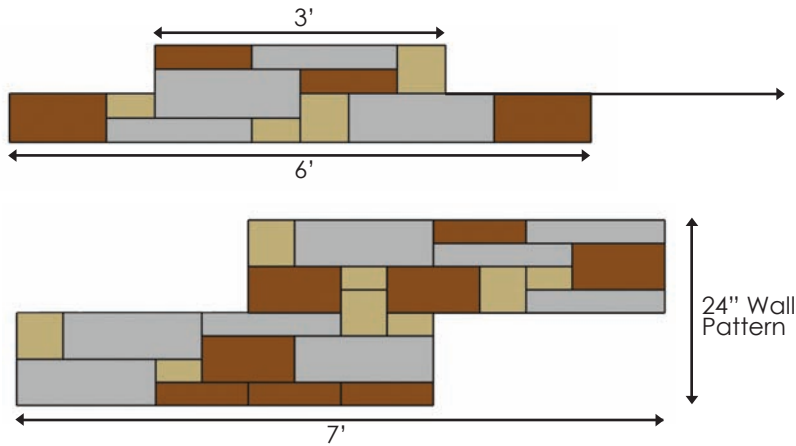


FEATURES

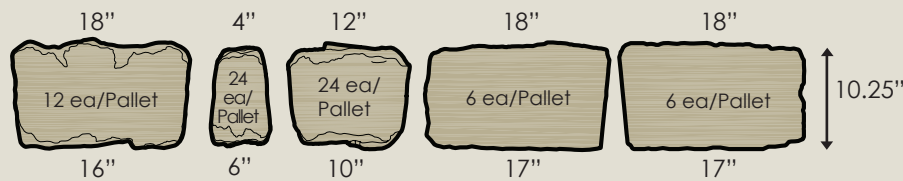
- **Natural stone texture** on both front and back.
- **Multiple textures** for each stone size = natural appearance.
- Attractive **freestanding** and **retaining** walls possible.
- Dimensional = **fast installation** and **no waste**.
- **Natural color blends** available.
- Walls, columns, steps and more = **creative possibilities**



SAMPLE RETAINING WALL PATTERNS



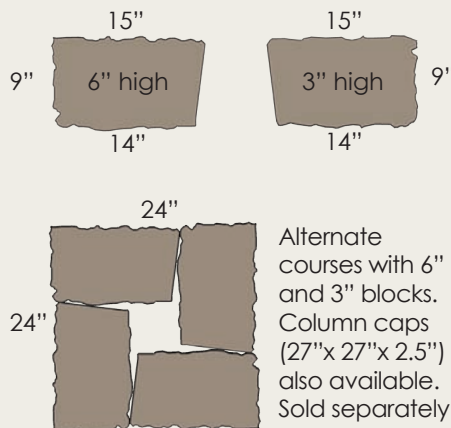
COPING PALLET: 66 l.f. 1,550 lbs. All caps 2.25" thick nominal.



CORNER PALLET:

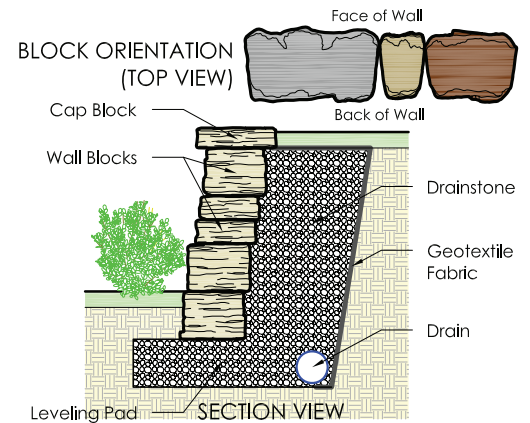
24 s.f. 1,520 lbs

16 each of the following per pallet

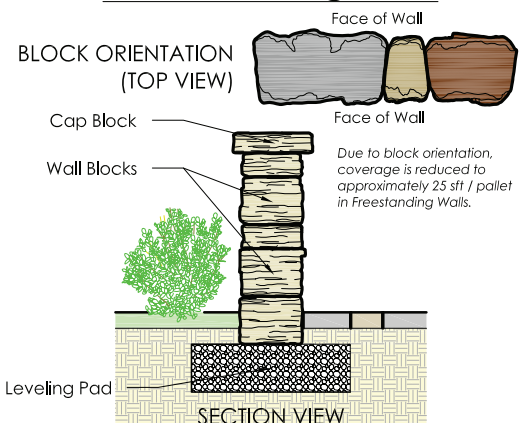


Alternate courses with 6" and 3" blocks. Column caps (27"x 27"x 2.5") also available. Sold separately.

Retaining Wall



Freestanding Wall



(See Technical Guide for Wall Design and Construction Details)

ONE CORNER PALLET =
ONE 36" COLUMN

