



PAVER SELECTION GUIDE

Nordic & Nordic Square

*other patterns available when combining Nordic Stone and Nordic Square.



Nordic Square
Length: 200mm (7.9")
Width: 200mm (7.9")
Thickness: 60mm (2.36")




Nordic / Nordic Classic
Length: 200mm (7.9")
Width: 100mm (3.9")
Thickness: 60mm (2.36")

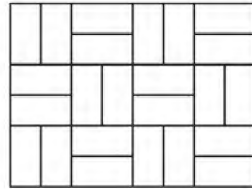


Nordic 80mm
Length: 200mm (7.9")
Width: 200mm (7.9")
Thickness: 80mm (3.15")

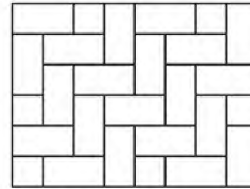
LAYING PATTERNS FOR NORDIC STONE



Runner Bond




Parquet



90° Herringbone

LAYING PATTERN FOR NORDIC SQUARE



Runner Bond

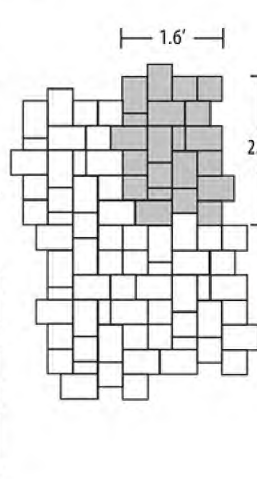
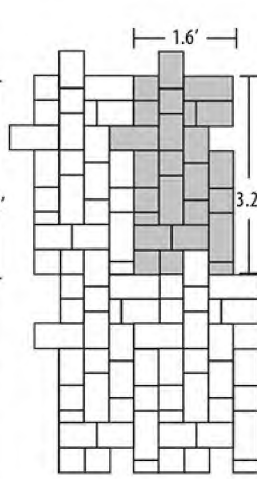
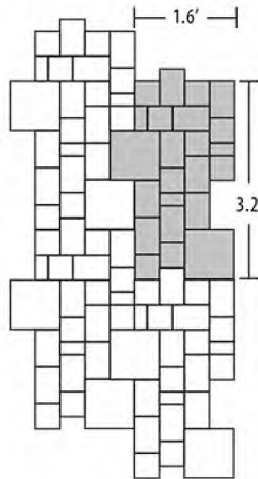
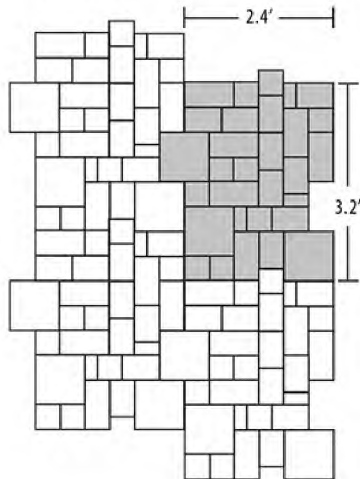
Venetian & Venetian Classic

Venetian(all sizes)
Random(50%);Soldier(25%)
Square(25%)

Venetian Random and Square
Random(75%);Square(25%)

Venetian Random and Soldier
Random(75%);Soldier(25%)

Venetian Random



Large Rectangle(LR)
Length: 180mm (7.1")
Width: 200mm (4.8")
Thickness: 60mm (2.36")



Square(SQ)
Length: 120mm (4.8")
Width: 120mm (4.8")
Thickness: 60mm (2.36")



Small Rectangle(SR)
Length: 60mm (2.4")
Width: 120mm (4.8")
Thickness: 60mm (2.36")



Venetian Square
Length: 240mm (9.5")
Width: 240mm (9.5")
Thickness: 60mm (2.36")

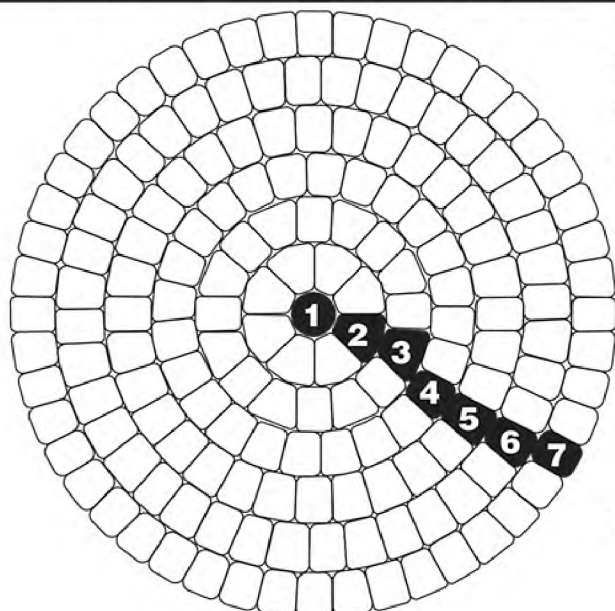


Venetian Soldier
Length: 240mm (9.5")
Width: 120mm (4.8")
Thickness: 60mm (2.36")

Venetian Circle



Design Chart



1 Centre Stone (2 Halves)

2 8 - LW

3 8 - LW, 7 - Rec, 1 - SQ

Alternate LW and Rec, finish with SQ

4 20 - SW, 3 - SQ

Place SQ after every 7 - SW

5 20 - SW, 7 - Rec, 4 - SQ

Rec, SQ, SW, SW, SW, Rec, SW, SW, SW. Then repeat

6 24 - SW, 17 - Rec

SW, SW, Rec, SW, Rec, SW, SW, Rec. Then repeat

7 24 - SW, 24 - Rec, 1 - SQ

Alternate SW and Rec, finish off with one SQ

8 24 - SW, 31 - Rec, 2 - SQ

SW, Rec, SW, Rec, SW, Rec, Rec. Then repeat. Place 2 SQ in top and bottom of circle 180° from each other.

9 24 - SW, 40 - Rec

Rec, Rec, SW, Rec, Rec, SW, Rec, SW. Then repeat.

10 32 - SW, 31 - SQ

Alternate SW and SQ stones

11 22 - SW, 45 - SQ

SQ, SQ, SW, SQ, SQ, SW. Then repeat.



Small Wedge
192 (SW)



Square
104 (SQ)



Large Wedge
32 (LW)



Centre Stones
8 (16 Halves)



Rectangular
144 (REC)

Note: there will be some gaps between stones due to changes in row circumference.

Belgium LAYING PATTERNS

Note: Some, if not all, of the 3"x6" stones need to be cut from 6"x6" stones.



Belgium 6"x6"

Length: 150mm (5.9")

Width: 150mm (5.9")

Thickness: 60mm (2.36")



Belgium 3"x6"

Length: 75mm (2.95")

Width: 150mm (5.9")

Thickness: 60mm (2.36")



Belgium 6"x9"

Length: 225mm (8.9")

Width: 150mm (5.9")

Thickness: 60mm (2.36")



Belgium 9"x9"

Length: 225mm (8.9")

Width: 225mm (5.9")

Thickness: 60mm (2.36")



Belgium 6"x12"

Length: 300mm (11.8")

Width: 150mm (5.9")

Thickness: 60mm (2.36")




Belgium 12"x12"

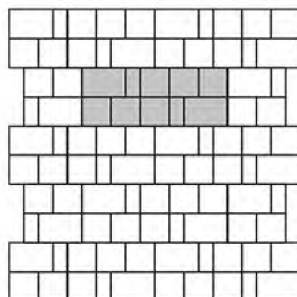
Length: 300mm (11.8")

Width: 300mm (11.89")

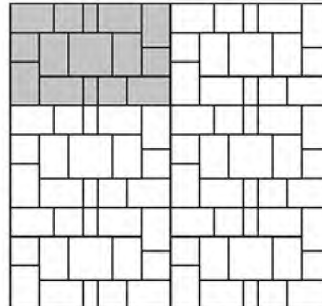
Thickness: 60mm (2.36")




#1: 33% 6x6; 67% 6x12



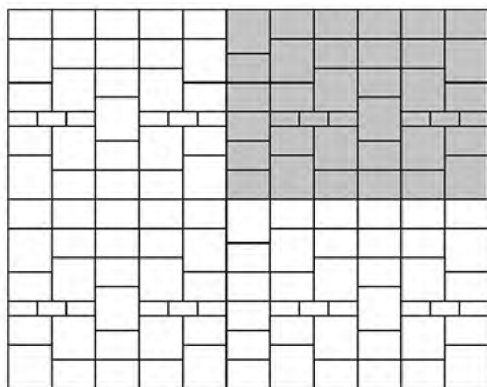
#2: 10% 3x6; 60% 6x6; 30% 6x9



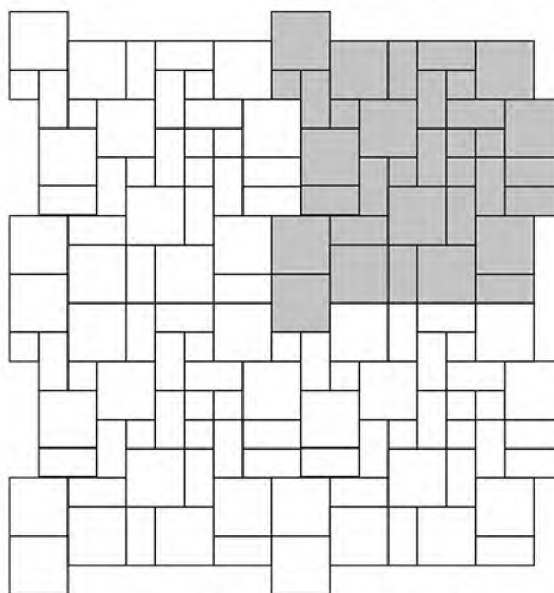
#3: 5% 3x6; 21% 6x6; 62% 6x9; 12% 9x9



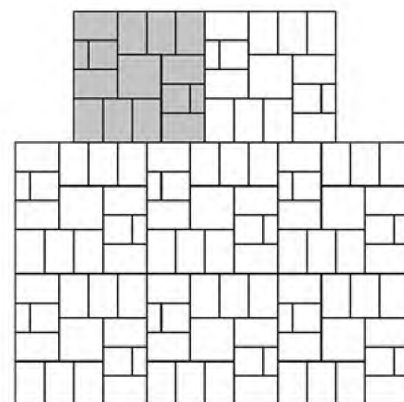
#7: 5% 3x6; 28% 6x6; 67% 6x9




#4: 5% 3x6; 56% 6x9; 39% 9x9




#19: 9% 6x6; 47% 6x12; 54% 12x12




#6: 4% 3x6; 10% 6x6; 70% 6x9; 11% 9x9; (staggered [top 2 rows] or in line [bottom 2 rows])



#5: 27% 6x6; 73% 6x12



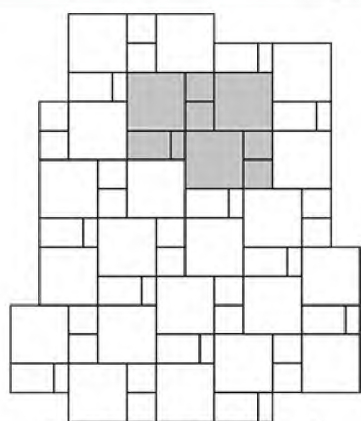
#20: 11% 6x6; 22% 6x12; 67% 12x12




#8: 23% 6x6; 47% 6x12; 13% 12x12

Belgium LAYING PATTERNS

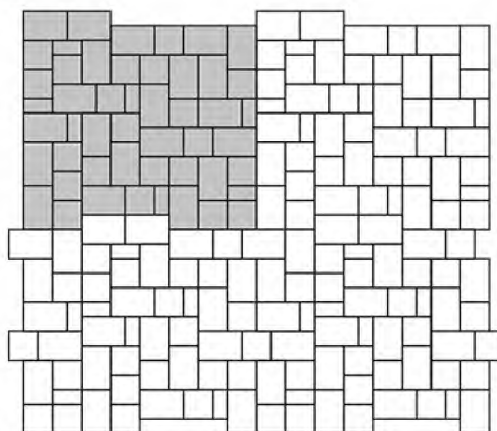
Note: Some, if not all, of the 3"x6" stones need to be cut from 6"x6" stones.




#11: 24% 3x6; 46% 6x6;
47% 6x12; 29% 12x12




#22: 15% 6x6; 62% 6x9;
23% 9x9



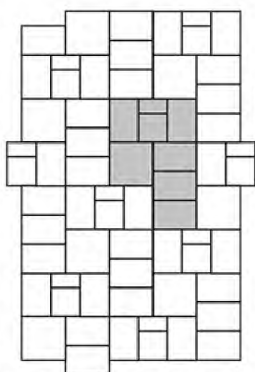
#13: 6% 3x6; 38% 6x6; 56% 6x9



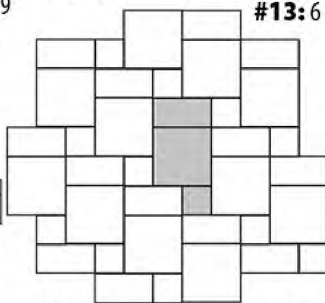
#21: 7% 3x6; 39% 6x6;
54% 6x9



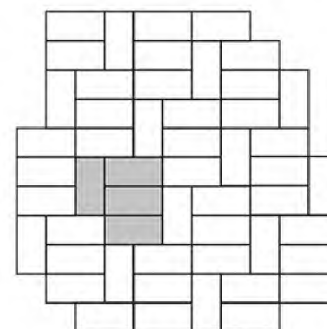
#10: 39% 6x6; 50% 6x9;
11% 12x12




#18: 4% 3x6; 9% 6x6;
67% 6x9; 20% 9x9




#14: 14% 6x6; 29% 6x12;
57% 12x12



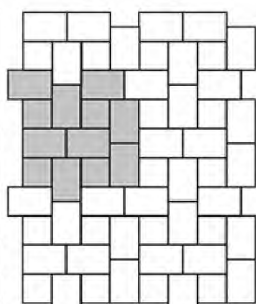
#15: 100% 6x12



(25% 6x6; 25% 6x12;
50% 12x12)




#9: 44% 6x6; 56% 12x12

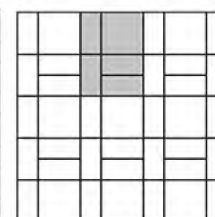


#17: 25% 6x6;
75% 6x9

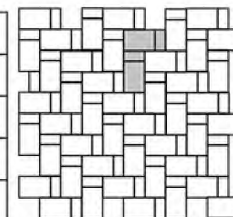
These designs are only a few of the possibilities available with the Belgium and Belgium Classic lines. Use one stone size to form a simple grid or combine different stones to create intricate, random patterns. Percentages are based on highlighted areas for repeated patterns.




Offset Square
(40% 6x6; 60% 9x9)



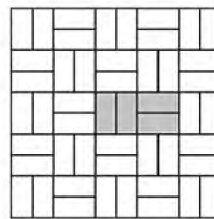
Ladder
(67% 6x12; 33% 12x12)




Combined Herringbone 1
(25% 3x6; 75% 6x9)




Square Unit Stack




Parquet (100% 6x12)




Square Unit Runner Bond



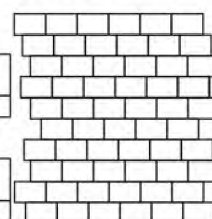
Runner Bond (100% 6x12)



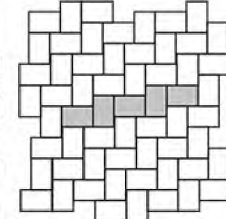
Herringbone (100% 6x12)




20% 6x6; 80% 12x12




Runner Bond (100% 6x9)




Herringbone (100% 6x9)



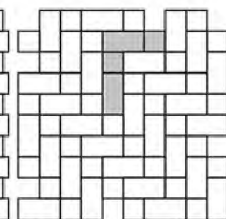
Checkerboard
(50% 6x6; 50% 12x12)



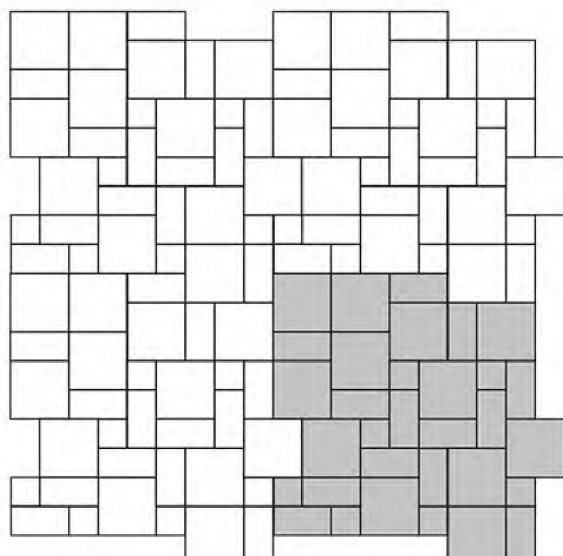
Combined Stack
(40% 6x6; 60% 6x9)



Combined Runner Bond
(40% 6x6; 60% 6x9)



Combined Herringbone 2
(33% 6x6; 67% 6x12)



#16: 9% 6x6; 29% 6x12; 62% 12x12

Appian

These are a few of the possible laying patterns for Appian Stone. Other patterns are possible depending on quantities of product being used.



Small Rectangle

Length: 330mm (13")
Width: 165mm (6.5")
Thickness: 70mm (2.76")




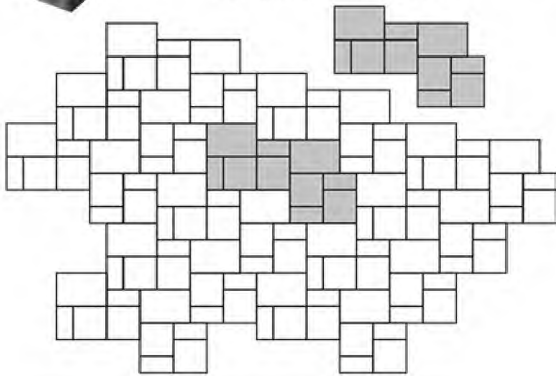
Square

Length: 330mm (13")
Width: 330mm (13")
Thickness: 70mm (2.76")

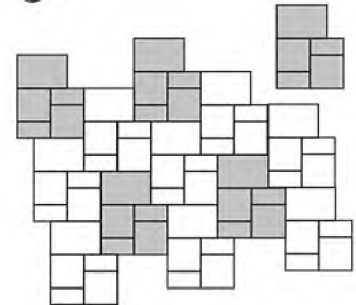


Large Rectangle

Length: 495mm (19.5")
Width: 330mm (13")
Thickness: 70mm (2.76")




Walkway 52" Wide



Athenian

This is one of many possible laying patterns for Athenian Stone. Other patterns are possible depending on quantities of product being used.



Length: 245mm (9.65")
Width: 163mm (6.42")
Thickness: 70mm (2.76")



Length: 409mm (16.10")
Width: 163mm (6.42")
Thickness: 70mm (2.76")



Length: 327mm (12.87")
Width: 163mm (6.42")
Thickness: 70mm (2.76")



Length: 163mm (6.42")
Width: 163mm (6.42")
Thickness: 70mm (2.76")

Avennio

This is one of many possible laying patterns for Avennio Stone. Other patterns are possible depending on quantities of product being used.



Length: 355mm (14")
Width: 115mm (4.53")
Thickness: 80mm (3.15")



Length: 315mm (12.4")
Width: 115mm (4.53")
Thickness: 80mm (3.15")



Length: 275mm (10.83")
Width: 115mm (4.53")
Thickness: 80mm (3.15")



Length: 235mm (9.25")
Width: 115mm (4.53")
Thickness: 80mm (3.15")



Length: 235mm (9.25")
Width: 85mm (3.35")
Thickness: 80mm (3.15")



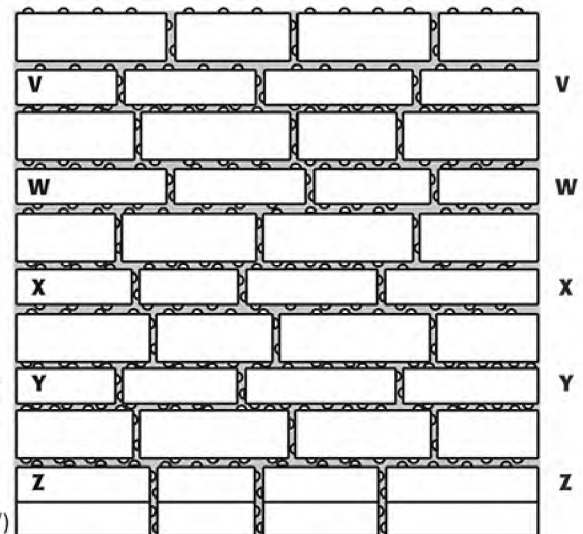
Length: 275mm (10.83")
Width: 85mm (3.35")
Thickness: 80mm (3.15")



Length: 315mm (12.4")
Width: 85mm (3.35")
Thickness: 80mm (3.15")



Length: 355mm (14")
Width: 85mm (3.35")
Thickness: 80mm (3.15")



COLONIAL



Colonial 6"x6"

Length: 153mm (6")
Width: 153mm (6")
Thickness: 60mm (2.36")



Colonial 6"x9"

Length: 229mm (9")
Width: 153mm (6")
Thickness: 60mm (2.36")




Colonial 9"x9"


Length: 229mm (9")
Width: 229mm (9")
Thickness: 60mm (2.36")

LAYING PATTERNS FOR COLONIAL STONE

other patterns are available



#13-6%3x6, 38%6x6,56%6x9 **



#17-25%6x6, 75%6x9

*** 3"x6" stones must be cut on site to achieve this pattern design.*

Brown's newest addition to the 2017 Signature Collection is a paver with classic style and timeless elegance. With a smooth surface and gently textured sides, Colonial is a paver that will add an element of richness and class to any project. And, with a variety of sizes, it is even easier to create the perfect work of art. From a simple walkway to a complex backyard hideaway, Colonial will add a touch of style and class to any outdoor project.

COLOUR OPTIONS

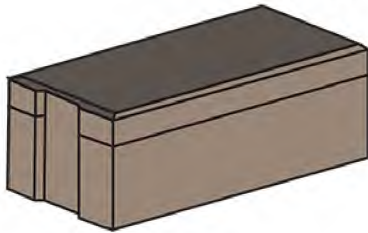


SANDSTONE

BLACKWOOD

AQUAPave®

Permeable Paver System

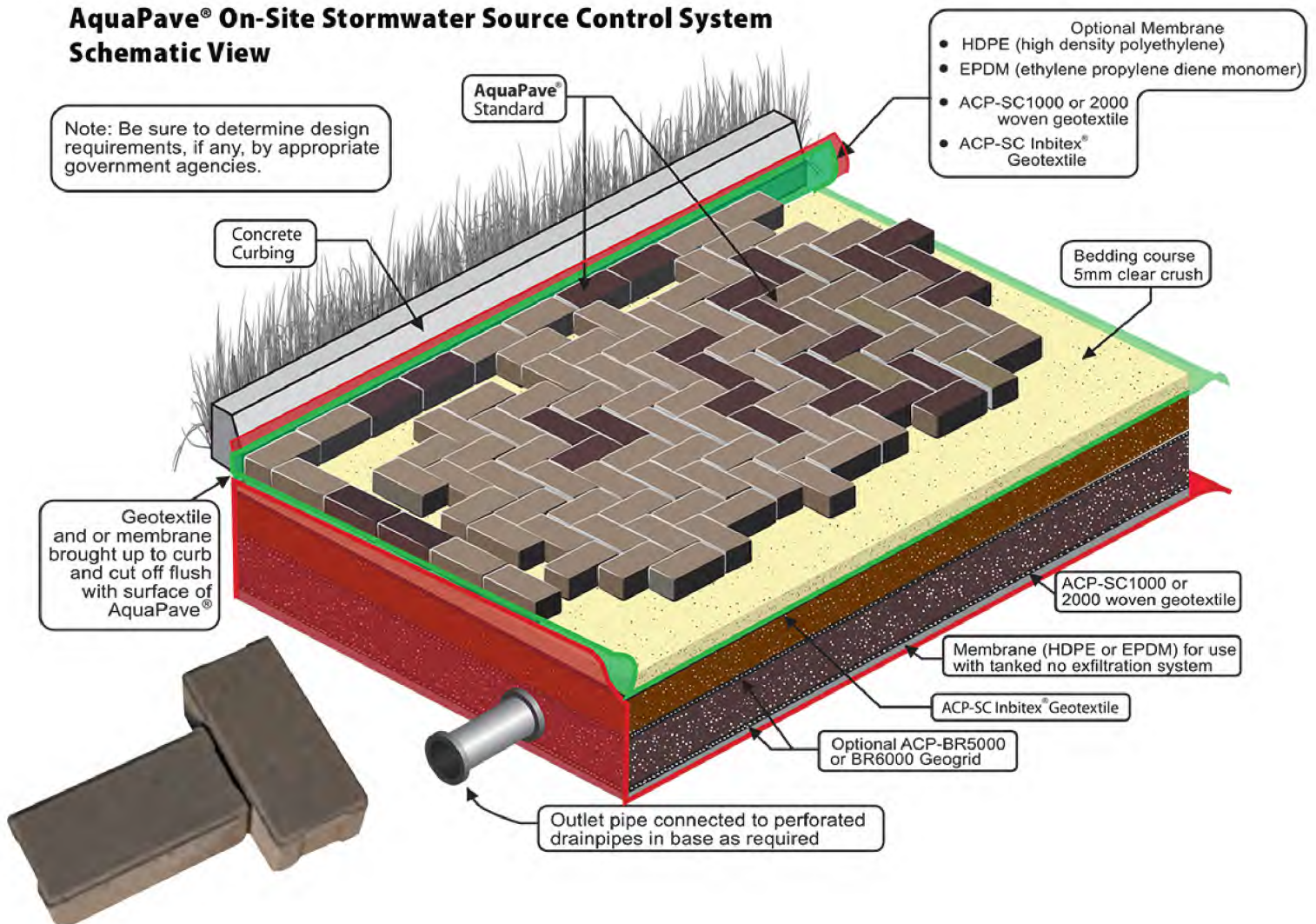


AquaPave®
Length: 200mm (7.9")
Width: 100mm (3.9")
Thickness: 80mm (3.15")

	Full Bundle
Sq. Ft. per Bundle	73.5
Stones per Sq. Ft.	4.57
Stones per Bundle	336 (8 rows)
Weight per Bundle	2,735 lbs / 1,085 kg

Permeable pavement systems couple the aesthetics and structural benefits of interlock with a specifically designed subgrade that provides for onsite stormwater management. Depending on the type of native soil, the water is either temporarily stored within the subgrade to reduce downstream erosion, or allowed to infiltrate back into the ground. Permeable pavers are specifically designed to allow surface water to drain down between them and into the subgrade.

AquaPave® On-Site Stormwater Source Control System Schematic View



LIMITED LIFETIME WARRANTY

Brown's Concrete Products Ltd. provides a Limited Lifetime Warranty to the original purchaser on the structural integrity of its products used in residential applications. If the material installed on the owner's property, using our recommended guidelines, proves to be defective, the product will be replaced without cost. Colour matching and the occurrence of efflorescence cannot be guaranteed. The Warranty does not cover damage resulting from sub-grade settlement or movement, contact with chemicals or paint, discolouration due to airborne contamination, staining, oxidation, improper sealing or the use of de-icing chemicals other than sodium chloride. Removal and replacement labour, and transportation costs, are not included. This Warranty is not transferable and proof of purchase is required.

Colour Selection

While the colours shown here are represented as accurately as possible, they should only be used as a guide. *Please call our office to obtain actual samples before making any final colour selection.*

			
Autumn Range	Blackwood Range	Brown	Charcoal
			
Robinson Range	Timmins Range	Granite	Red
			
Laurentian Range	Fairbanks Range	Salmon	Sandstone

All colours are not available in all paver styles, please see a representative for more information on availability.

Authorized Dealer

