




Brown's SINCE 1907
CONCRETE PRODUCTS

ROSETTA
WALLS • STEPS • ACCENTS



GRAND FLAGSTONE

UN AJUSTEMENT PARFAIT



GRAND FLAGSTONE

UN AJUSTEMENT PARFAIT



COUCHE 1

42 po (L) x 38 po (l) x 1,75 po (P)
1067mm x 965mm x 45mm



COUCHE 2

42 po (L) x 38 po (l) x 1,75 po (P)
1067mm x 965mm x 45mm



COUCHE 3

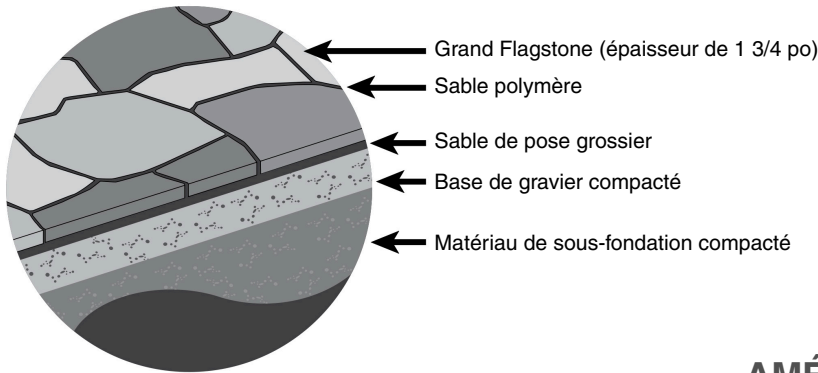
42 po (L) x 38 po (l) x 1,75 po (P)
1067mm x 965mm x 45mm



COUCHE 4

42 po (L) x 38 po (l) x 1,75 po (P)
1067mm x 965mm x 45mm

ASTM C1776/C33/C39/C78/C1260/C1262 | CSA A23.1/A23.2

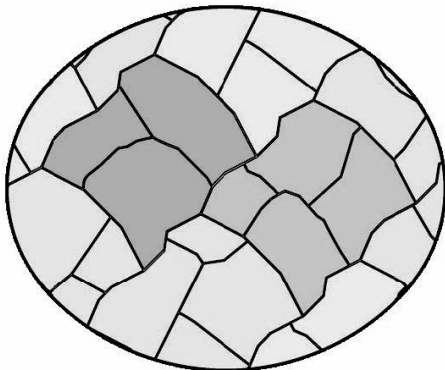


EMBALLAGE

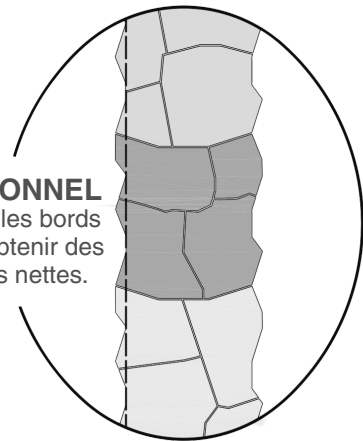
- 8 couches par palette
- 11,25 pi² par couche
- 90 pi² par palette
- ±1 920 lb par palette

AMÉNAGEMENT D'ALLÉE PIÉTONNE

AMÉNAGEMENT DE PATIO



OPTIONNEL
Tailler les bords pour obtenir des lignes nettes.



NOTES
