



*Signature*  
by Browns

ROSETTA<sup>®</sup>  
by Browns

**NORTHFACE**  
by Browns





## Brown's Concrete products – here for our customers and our community.

We understand and appreciate the challenges our customers have faced this past year. As we continue to move forward with some uncertainty, we want you to know how much we value your continued loyalty and patronage, and thank you for that patronage.

Brown's Concrete has a long and rich history, with service, value, and innovation as some of our core values. We are committed to maintaining an organic and down-to-earth company vision, allowing us to keep these organizational values at the forefront of our perspective. At Brown's Concrete, we know that by helping our employees, customers, and communities continue to create and implement these values, we are playing a small part in growing the paving stone and retaining wall industry.

Supporting our community, and being a part of something bigger has always been important to us. Having a vision like this is more important now than ever before. We recognize the importance of making everyone in our organization proud, and of making this an organization with which you are proud to do business!

We accept this challenge and are committed to continue finding ways to improve and reorganize ourselves using best practices that will help guide our manufacturing processes, company policies, and procedural decisions. We are devoted to inspiring in our clients a continued sense of confidence in our products, our service, and our integrity. We continue to make it a priority to build goodwill with both current and future partners.







We have spent more time at home than ever before and have all recognized the importance of our homes being a safe haven where we feel comfortable and tranquil. You should feel good in and about your home – and good about the products you've chosen, knowing they've come from a company that has earned your respect.

Allow us and our products to assist you in redesigning your space to make it truly inviting and functional, both indoors and out.





PRODUCT APPLICATION LEGEND

- |  |  |  |   |
|--|--|--|---|
|  SUITABLE FOR DRIVEWAYS |  SUITABLE FOR PEDESTRIANS |  SUITABLE FOR COMPACTOR USE                 |  SUITABLE FOR ROADWAYS                 |
|  SUITABLE FOR WALLS     |  SUITABLE FOR STAIRS      |  SUITABLE FOR COMPACTOR USE WITH RUBBER PAD |  SUITABLE FOR PATIO AND PORCH OVERLAYS |
|  PERMEABLE PAVER        |  |  |   |






# OUTCROPPING


---

## SHAPES & SIZES

---



12 different shapes and 24 textures.  
**24" to 72" L x 6" to 24" H**  
 610mm to 1829mm x 152mm to 610mm



Double-sided corner/freestanding available.







---

## COLOURS



MANITOU



WINDSOR

See Resource Guide for additional sizes and options.


MADE STRONG WITH THE FINEST GRANITE AGGREGATE






# GRAND LEDGE


## SHAPES & SIZES




**72" W x 12" H x 23" D**  
1829mm x 305mm x 584mm



**60" W x 12" H x 23" D**  
1524mm x 305mm x 584mm



**48" W x 12" H x 23" D**  
1219mm x 305mm x 584mm



**36" W x 12" H x 23" D**  
914mm x 305mm x 584mm

Grand Ledge and Grand Ledge Corners sold in full bundles.







## COLOURS



FOND DU LAC




MANITOU



### CORNERS

**54" W x 12" H x 20" D**

1372mm x 305mm x 508mm




**46" W x 12" H x 21" D**

1168mm x 305 x 533mm



**38" W x 12" H x 19" D**

965mm x 305mm x 483mm



**30" W x 12" H x 18" D**

762mm x 305mm x 457mm





# ROCKTON

## SHAPES & SIZES



**42" W x 6" H x 10.5" D**  
1067mm x 152mm x 267mm



**30" W x 6" H x 10.5" D**  
762mm x 152mm x 267mm



**21" W x 6" H x 10.5" D**  
533mm x 152mm x 267mm



**12" W x 6" H x 10.5" D**  
305mm x 152mm x 267mm



**CORNER**  
**21" W x 6" H x 10.5" D**  
533mm x 152mm x 267mm

Corners are bundled separately.

## COLOURS



FOND DU LAC



MANITOU







# NORTHFACE


## SHAPES & SIZES



**17.75" H x 72" W x 24" D**  
450mm x 1829mm x 610mm



**17.75" H x 36" W x 24" D**  
450mm x 914mm x 610mm



**6' COPING**  
**7" H x 72" W x 30" D**  
178mm x 1829mm x 762mm



**3' COPING**  
**7" H x 36" W x 30" D**  
178mm x 914mm x 762mm

## COLOURS



MANITOU

Tolerances for this product are plus or minus 1/4" (6.4mm).



MADE STRONG WITH THE FINEST GRANITE AGGREGATE





# BELVEDERE®

## SHAPES & SIZES



64 textures and sizes.  
**6" to 18" L x 3" to 6" H**  
 152mm to 457mm x 76mm x 152mm

See pages 32 and 33 for Coping and Cap options

**CORNER**  
 Corners are bundled separately.

## COLOURS



MANITOU







# DIMENSIONAL WALL

## SHAPES & SIZES




**STRAIGHT**  
**8" D x 12" W x 4" H**  
 203mm x 304mm x 101mm

See pages 34 and 35 for Coping and Cap options

## COLOURS



MANITOU



WINDSOR



MADE STRONG WITH THE FINEST GRANITE AGGREGATE






## SHAPES & SIZES




**STRAIGHT**  
5.9" H x 7.87" W x 11.61" D  
150mm x 200mm x 295mm



**CORNER**  
5.9" H x 7.59" W x 11.61" D  
150mm x 193mm x 295mm  
(left and right corner as a pair)



**COPING**  
2.95" H x 23.6" W x 11.81" D  
75mm x 600mm x 300mm




**COLUMN CAP**  
2.95" H x 24" W x 24" D  
75mm x 600mm x 600mm  
Also available in Charcoal, Ultra Black  
and Sahara Blend colours

# PARKWALL®


## COLOURS




BLACKWOOD




DRIFTWOOD



GRANITE



NIPISSING



TIMBERWOOD







# WEDGESTONE


## SHAPES & SIZES



**7.87" D x 8.9" W (tapered to 5.9")  
x 3.93" H**

200mm deep x 225mm (tapered to  
150mm) wide x 100mm high

## COLOURS



BLACKWOOD



GRANITE



TIMBERWOOD



NIPISSING



DRIFTWOOD



MADE STRONG WITH THE FINEST GRANITE AGGREGATE





# ANTICO STACKER

## SHAPES & SIZES



**11.81" W x 3.92" H x 7.87" D**  
 300mm x 100mm x 200m




## COLOURS



BEIGE MIX



GREY MIX



ULTRA BLACK  
 (Special Order)









# RANDOM STEPS

## SHAPES & SIZES




**6-FOOT STEP**  
72" W x 7" H  
1829mm x 178mm



**4-FOOT STEP**  
48" W x 7" H  
1219mm x 178mm

## COLOURS



MANITOU



WINDSOR

Please refer to the Resource Guide for more sizes and shapes available for the 4 foot and 6 foot Random steps.







# DIMENSIONAL STEPS AND STEP FILLERS

## SHAPES & SIZES



**6-FOOT STEP**  
72" W x 7" H x 30" D  
1829mm x 178mm x 762mm




**4-FOOT STEP**  
48" W x 7" H x 18" D  
1219mm x 178mm x 450mm



**3-FOOT STEP**  
36" W x 7" H x 30" D  
914mm x 178mm x 762mm

Available only in Manitou.



**16" FILLER**  
16" W x 7" H x 4" D  
406mm x 178mm x 102mm



**12" FILLER**  
12" W x 7" H x 4" D  
305mm x 178mm x 102mm

See Resource Guide for more information.

## COLOURS



MANITOU



WINDSOR







# AMBERLEY


---

## SHAPES & SIZES

---



**4.5" x 9" x 2.36"**  
114mm x 225mm x 60mm



**9" X 9" x 2.36"**  
225mm x 225mm x 60mm



**9" X 13.5" x 2.36"**  
225mm x 343mm x 60mm





COLOURS



NIPISSING



BLACKWOOD



TIMBERWOOD



DRIFTWOOD



MADE STRONG WITH THE FINEST GRANITE AGGREGATE






## SHAPES & SIZES




**APPIAN 70** (2.76"/ 70mm depth)  
13" x 6.5" 330mm x 165mm

**APPIAN 50** (1.97"/50mm depth)  
13" x 6.5" 330mm x 165mm



**APPIAN 70** (2.76"/ 70mm depth)  
13" x 13" 330mm x 330mm

**APPIAN 50** (1.97"/50mm depth)  
13" x 13" 330mm x 330mm



**APPIAN 70** (2.76"/ 70mm depth)  
13" x 6.5" 330mm x 165mm

**APPIAN 50** (1.97"/50mm depth)  
13" x 6.5" 330mm x 165mm



**APPIAN 70 SOLDIER** (2.76"/ 70mm depth)  
13" x 6.5" 330mm x 165mm

**APPIAN 50 SOLDIER** (1.97"/50mm depth)  
13" x 6.5" 330mm x 165mm

Available only in Midnight Charcoal.

# APPIAN 70 & APPIAN 50

## COLOURS



BLACKWOOD



NIPISSING




DRIFTWOOD



TIMBERWOOD

## COLOUR - Soldier only



MIDNIGHT CHARCOAL








# APPIAN XL

## SHAPES & SIZES



**APPIAN XL**  
**19.5" x 32.5" x 2.76"**  
 495mm x 825.5mm x 70mm

## COLOURS



BLACKWOOD



NIPissing








## SHAPES & SIZES



**AZTEC 70** (2.76"/70mm depth)  
13" x 6.5" 330mm x 165mm

**AZTEC 50** (1.97"/50mm depth)  
13" x 6.5" 330mm x 165mm




**AZTEC 70** (2.76"/70mm depth)  
330mm x 330mm  
13" x 13"

**AZTEC 50** (1.97"/50mm depth)  
330mm x 330mm  
13" x 13"



**AZTEC 70** (2.76"/70mm depth)  
19.5" x 13"  
495mm x 330mm

**AZTEC 50** (1.97"/50mm depth)  
495mm x 330mm  
19.5" x 13"



**AZTEC 70 SOLDIER** (2.76"/70mm depth)  
13" x 6.5" 330mm x 165mm

**AZTEC 50 SOLDIER** (1.97"/50mm depth)  
13" x 6.5" 330mm x 165mm

Available only in Midnight Charcoal.

# AZTEC 70 & AZTEC 50

## COLOURS




BLACKWOOD



NIPISSING




DRIFTWOOD



TIMBERWOOD

## COLOUR - Soldier only



MIDNIGHT CHARCOAL








# AZTEC XL

## SHAPES & SIZES



**AZTEC XL**  
**19.5" x 32.5" x 2.76"**  
 495mm x 825.5mm x 70mm

## COLOURS



BLACKWOOD



NIPISSING



MADE STRONG WITH THE FINEST GRANITE AGGREGATE





## ATHENIAN 70 - SPECIAL ORDER ONLY

### SHAPES & SIZES



**6.42" x 6.42" x 2.76"**  
163mm x 163mm  
x 70mm



**9.65" x 6.42" x 2.76"**  
245mm x 163mm  
x 70mm



**12.87" x 6.42" x 2.76"**  
327mm x 163mm  
x 70mm




**16.10" x 6.42" x 2.76"**  
409mm x 163mm  
x 70mm

### COLOURS



BLACKWOOD



NIPISSING







# NORDIC


## SHAPES & SIZES



**NORDIC**  
7.91" x 3.97" x 2.36"  
200mm x 100mm x 60mm

Nordic is available in 80mm and 80mm Herringbone Pattern

## COLOURS



MIDNIGHT  
CHARCOAL



BLACKWOOD




CHARCOAL



GRANITE



LAURENTIAN



FAIRBANKS



NIPISSING



MADE STRONG WITH THE FINEST GRANITE AGGREGATE





# VENETIAN - SPECIAL ORDER ONLY

## SHAPES & SIZES



### VENETIAN RANDOM 3 sizes of stone in each bundle.

<b>7.1" x 4.8"</b> <b>x 2.36"</b>	<b>4.8" x 4.8"</b> <b>x 2.36"</b>	<b>2.4" x 4.8"</b> <b>x 2.36"</b>
180mm x 120mm x 60mm	120mm x 120mm x 60mm	60mm x 120mm x 60mm

## COLOURS



BLACKWOOD








# BELGIUM

## BUNDLES & SIZES (SOLD SEPARATELY)




**12" x 12" x 2.36"**  
300mm x 300mm x 60mm




**6" x 9" x 2.36"**  
150mm x 225mm x 60mm

## COLOURS



BLACKWOOD



MIDNIGHT CHARCOAL  
(6x9 only)



NIPISSING



MADE STRONG WITH THE FINEST GRANITE AGGREGATE





# SUPERIOR STEPPERS

## SHAPES & SIZES



**27" W x 21" D x 2" H**  
 686mm x 533mm x 51mm  
 Eight different shapes are available per bundle



## COLOURS



FOND DU LAC



MANITOU





# GRAND FLAGSTONE

---

## SHAPES & SIZES

---



**42" x 36" x 1.75" H**  
1067mm x 965mm x 45mm


Each layer consists of 3 or 4 individual pieces.



MADE STRONG WITH THE FINEST GRANITE AGGREGATE


## COLOURS

---



MANITOU



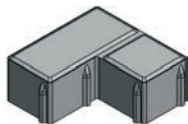


Permeable Interlocking Concrete Paver (PICP) designed for maximum efficiency through mechanical installation achieving a 6% void space for drainage

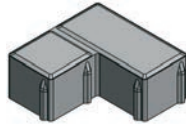
# DC 80

ALL COLOURS ARE  
SPECIAL ORDER

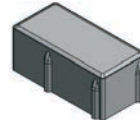
## SHAPES & SIZES



**BLOCK 1**  
7.6" x 7.6" (3.7" at  
ends of "L") x 2.76"  
193" x 193mm (93mm at ends  
of "L") x 80mm



**BLOCK 2**  
7.6" x 7.6" (3.7" at ends of "L")  
x 2.76"  
193mm x 193mm (93mm at  
ends of "L") x 80mm



**BLOCK 3**  
3.7" x 7.6" x 2.76"  
93mm x 193mm x 80mm



**BLOCK 4**  
3.7" x 3.7" x 2.76"  
93mm x 93mm x 80mm







## SHAPES & SIZES



**KENT II FIRE PIT KIT**  
43.3" X 43.3" outside diameter x 12"  
1100mm x 1100mm x 300mm



**OXFORD FIRE PIT KIT**  
46" outside diameter x 12" H  
1168mm x 305mm

# KENT II AND OXFORD FIRE PIT KITS


## KENT COLOURS



GREY MIX



BEIGE MIX



ULTRA BLACK  
(Special Order)

See Resource Guide for installation details.

## OXFORD COLOURS



BLACKWOOD



NIPISSING



GRANITE





# ROCKTON, BELVEDERE AND DIMENSIONAL FIRE PIT KITS

## SHAPES & SIZES



**ROCKTON KIT**  
51" square x 12" H  
1295mm x 305mm



**BELVEDERE® KIT**  
58 " outside diameter x 14.5" H  
1473mm x 368mm



**DIMENSIONAL KIT**  
44" square x 12" H  
1118mm x 305mm

## COLOURS



FOND DU LAC  
Rockton



MANITOU  
Rockton  
Belvedere  
Dimensional



WINDSOR  
Belvedere  
Dimensional

See Resource Guide for installation details.











# COPING AND CAPS


## SHAPES & SIZES



**DIMENSIONAL COPING**  
13" D x 24" W x 2.5" H  
330mm x 609mm x 63mm



**DIMENSIONAL COPING**  
13" D x 18" W x 2.5" H  
330mm x 457mm x 63mm



**DIMENSIONAL FINISHED END COPING**  
13" D x 19" W x 2.5" H  
330mm x 482mm x 63mm





### SHAPES & SIZES



**BELVEDERE® COPING**  
All pieces approximately 10.25" D x 2.25" H  
260mm x 57mm

**BELVEDERE® CAP**  
27" W x 27" D x 2.5" H  
686mm x 686mm x 64mm

### COLOURS



MANITOU



WINDSOR





# STONE EDGE CURBS

---

## SHAPES & SIZES



**STONE EDGE CURB**  
 6" H x 36" W x 7" D  
 152mm x 914mm x 178mm

## COLOURS



EBONY





# CURBS

## SHAPES & SIZES



**DRIVEWAY CURB**  
 6" W x 39" L x 6" H  
 150mm x 1000mm x 150mm



**MILLSTONE CURB - NEW**  
 3.94" W x 24" L x 4.72" H  
 100mm x 609.6mm x 125mm

## COLOURS



CHARCOAL



GRANITE





# BE INSPIRED.

---

TOP LEFT: Outcropping Manitou  
BOTTOM LEFT: Rockton Manitou

TOP RIGHT: Appian Blackwood  
BOTTOM RIGHT: Belvedere Manitou









# CREATIVITY HAS NO LIMITS.

---

BOTTOM: Belvedere Manitou, Random Steps Manitou

FAR RIGHT: Appian Nipissing

