

# **FIREF PIT COLLECTION**

## **DIMENSIONAL FIRE PIT KIT**

*MODERN AND EASY TO INSTALL*



WINDSOR



MANITOU



WINDSOR



MANITOU



MANITOU

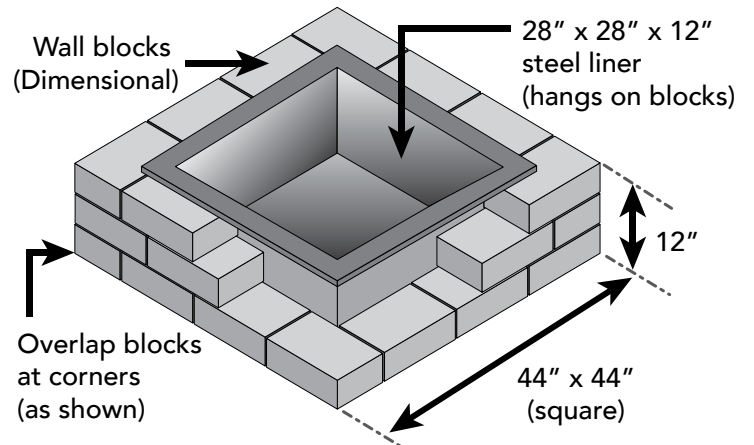


WINDSOR

## **BELVEDERE FIRE PIT KIT**

*BRING WARMTH AND TIMELESS CHARM TO YOUR BACKYARD*

## DIMENSIONAL FIRE PIT KIT



### Specifications

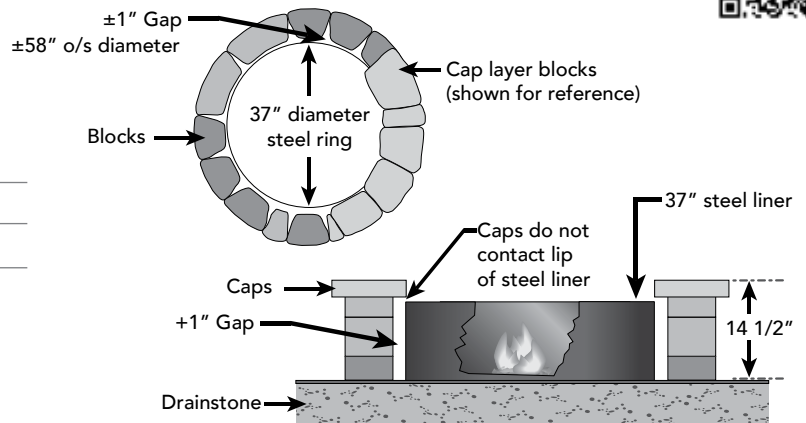
Pallet weight	±1,067 lbs/484 kg
Kit Weight	±1,105 lbs/501 kg
Measurements	1,118 x 1,118 x 305 mm (44 x 44 x 12 in)
Metal liner	711 x 711 x 305 mm (28 x 28 x 12 in)

## BELVEDERE FIRE PIT KIT

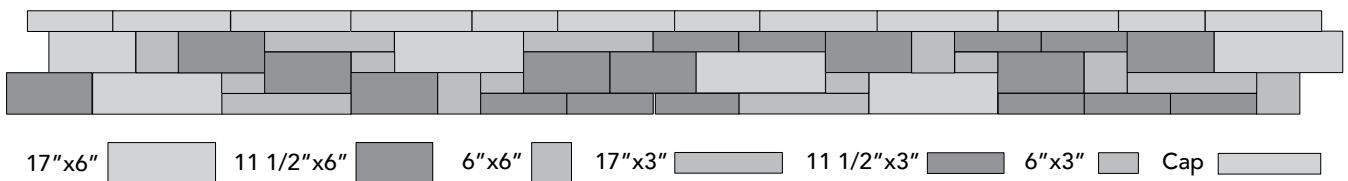


### Specifications

Pallet weight	±1,275 lbs/578 kg
Kit Weight	±1,306 lbs/592 kg
Measurements	1,474 x 368 mm (57 x 14.5 in)
Metal liner	940 x 305 mm (37 x 12 in)



### PATTERN BLOCK LAYOUT



**NOTE:** Fire pit metal insert may vary from images above. Not suitable for large fires. Fire size should not allow flame to contact caps on round fire pit. Gas conversion kits available.

# OXFORD FIRE PIT KIT

ELEGANT, COMPACT, AND TEXTURED



MANITOU



FOND DU LAC

# ROCKTON FIRE PIT KIT

BUILT STRONG, STUNNING, AND READY FOR YOUR BACKYARD'S NEXT STORY


# OXFORD FIRE PIT KIT

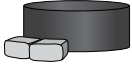



## Specifications

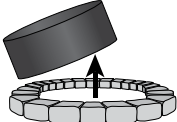
Pallet weight	937 lbs/425 kg
Kit Weight	±934.4 lbs/424 kg
Measurements	1,168 x 305 mm (46 x 12 in)
Metal liner	711 x 305 mm (28 x 12 in)


## OXFORD PIT INSTALLATION INSTRUCTIONS

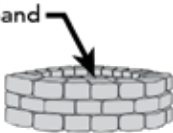
- 


1. Set the ring on a flat even surface.
- 

2. Lay out the first course of 16 blocks around the ring insert.
- 

3. Make sure the gap between the ring and blocks are even all around, and that the ring can be removed with ease.
- 

4. Remove the ring insert and set it aside.
- 

5. Lay out the next two course keeping the joints staggered.\*
- 

6. Fill the inside with the three bags of sand and spread it out evenly.
- 

7. Set the ring back inside the fire pit and press it down to set it in the sand. It should sit just below the rim of the fire pit blocks.

\*Fire Resistant Masonry adhesive should be applied between layers, securing them in place permanently.

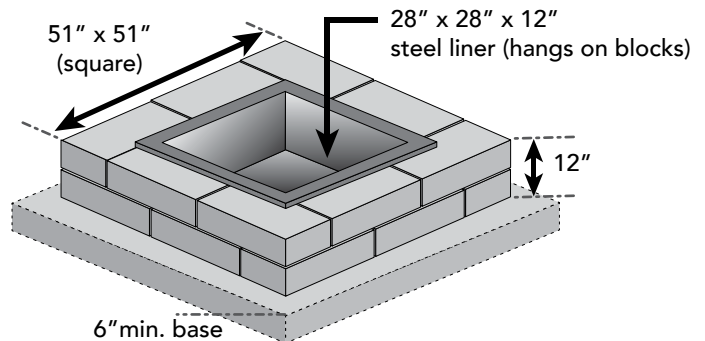
**NOTE:** Fire pit metal insert may vary from images above. Not suitable for large fires. Fire size should not allow flame to contact caps on round fire pit. Gas conversion kits available.



# ROCKTON FIRE PIT KIT

## Specifications

Pallet weight	±1,700 lbs/771 kg
Kit Weight	±1,735 lbs/786 kg
Measurements	1,295 x 1,295 x 305 mm (51 x 51 x 12 in)
Metal liner	711 x 711 x 305 mm (28 x 28 x 12 in)



**NOTE:** Fire pit metal insert may vary from images above. Not suitable for large fires. Fire size should not allow flame to contact caps on round fire pit. Gas conversion kits available.