



BLACKWOOD



DRIFTWOOD



NIPISSING



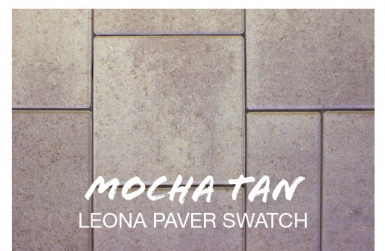
MIDNIGHT CHARCOAL

Midnight Charcoal is available only in 70mm & 50mm Soldier.



TITAN GREY

only available in 70mm



MOCHA TAN

LEONA PAVER SWATCH



# AZTEC 70 & 50

A PERFECT CHOICE FOR WALKWAYS, PATIOS AND DRIVEWAYS



# AZTEC 70 & 50



A PERFECT CHOICE FOR WALKWAYS, PATIOS AND DRIVEWAYS



13" L x 6.5" W  
330mm x 165mm



13" L x 13" W  
330mm x 330mm



19.5" L x 13" W  
495mm x 330mm



**AZTEC SOLDIER**  
13" L x 6.5" W  
330mm x 165mm

Available in 2.76" and 1.97" depth (70mm and 50mm)

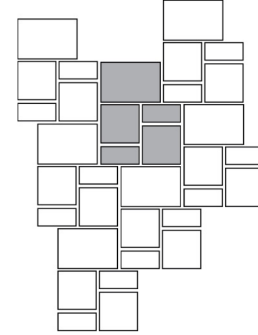
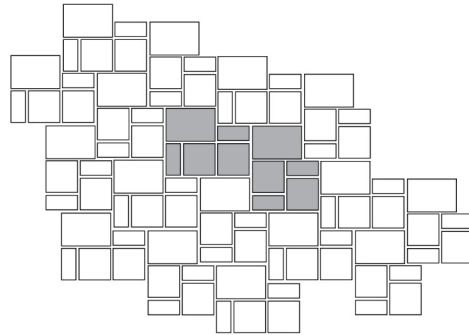
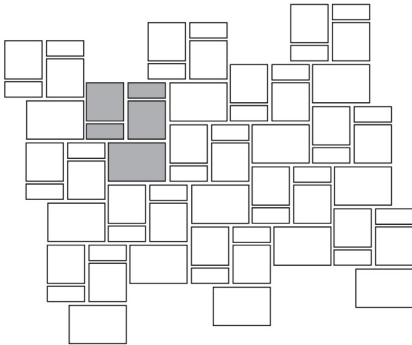
CSA A231.2 | ASTM C936 | ASTM C1372

PAVER TOLERANCES: +/-3mm on thickness | MAXIMUM ABSORPTION (AVG): 2.6%

COMPRESSIVE STRENGTH (MINIMUM INDIVIDUAL): 47MPa | COMPRESSIVE STRENGTH: 75MPa

## LAYING PATTERNS

## WALKWAY 52" WIDE



### PACKAGING - 70mm

- 9 layers per pallet
- 95.6 sq. ft. per pallet
- 2,928lbs per pallet

### PACKAGING - 50mm

- 12 layers per pallet
- 127.4 sq. ft. per pallet
- 2,803lbs per pallet

## NOTES

---



---



---



---



---



---