

# AZTEC 50

**A PERFECT CHOICE FOR WALKWAYS, PATIOS  
AND DRIVEWAYS**



# AZTEC 50



A PERFECT CHOICE FOR WALKWAYS, PATIOS  
AND DRIVEWAYS



13" L x 6.5" W  
330mm x 165mm



13" L x 13" W  
330mm x 330mm



19.5" L x 13" W  
495mm x 330mm



**AZTEC SOLDIER**  
13" L x 6.5" W  
330mm x 165mm

Available in 1.97"(50mm) depth

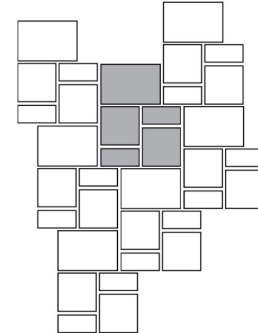
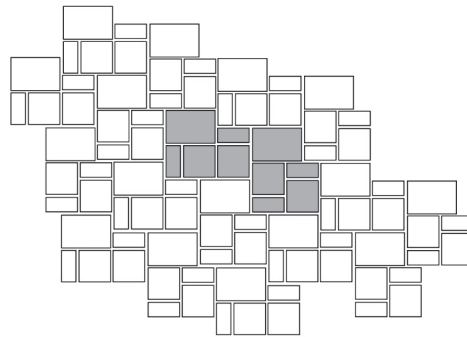
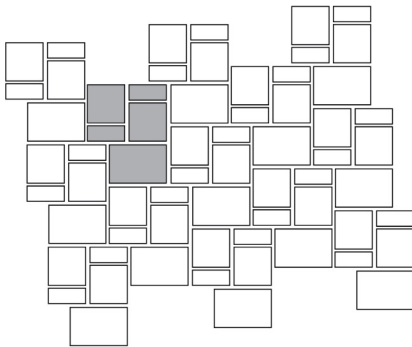
CSA A231.2 | ASTM C936 | ASTM C1372

**PAVER TOLERANCES:** +/-3mm on thickness | **MAXIMUM ABSORPTION (AVG):** 2.6%

**COMPRESSIVE STRENGTH (MINIMUM INDIVIDUAL):** 47MPa | **COMPRESSIVE STRENGTH:** 75MPa

## LAYING PATTERNS

## WALKWAY 52" WIDE



## PACKAGING

- 12 layers per pallet
- 127.4 sq. ft. per pallet
- 2,803lbs per pallet

## NOTES

---



---



---



---



---



---