

Brown's SINCE 1907
CONCRETE PRODUCTS



BLACKWOOD



DRIFTWOOD



NIPISSING



MIDNIGHT CHARCOAL
ONLY AVAILABLE IN SOLDIER



TITAN GREY
ONLY AVAILABLE IN 70mm



MOCHA TAN
LEONA PAVER SWATCH



APPIAN 70

STYLE, CURB APPEAL AND DISTINCTION
THAT RIVALS OTHER PRODUCTS



APPIAN 70



STYLE, CURB APPEAL AND DISTINCTION
THAT RIVALS OTHER PRODUCTS



13" L x 6.5" W
330mm x 165mm
Available in 2.76" and 1.97"
depth (70mm and 50mm)



13" L x 13" W
330mm x 330mm



19.5" L x 13" W
495mm x 330mm



APPLAN SOLDIER
13" L x 6.5" W
330mm x 165mm

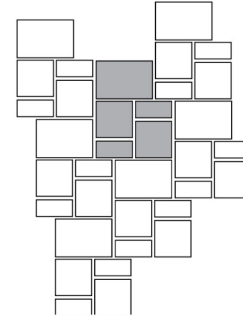
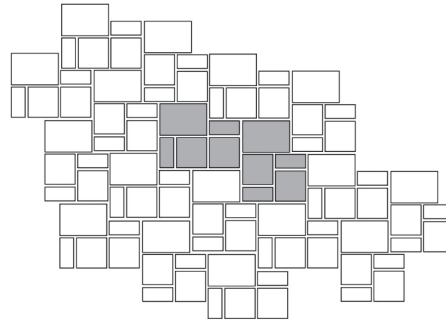
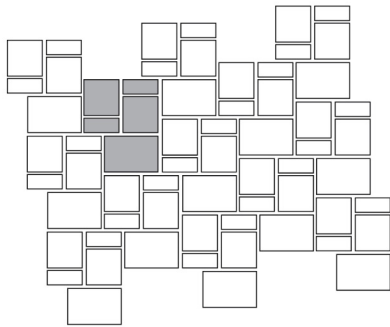
CSA A231.2 | ASTM C936 | ASTM C1372

PAVERTOLERANCES: +/-3mm on thickness | **MAXIMUM ABSORPTION (AVG): 2.6%**

COMPRESSIVE STRENGTH (MINIMUM INDIVIDUAL): 47MPa | COMPRESSIVE STRENGTH: 75MPa

LAYING PATTERNS

WALKWAY 52" WIDE



PACKAGING

- 9 layers per pallet
- 95.6 sq. ft. per pallet
- 2,911lbs per pallet

NOTES
