



[www.BrownsConcrete.com](http://www.BrownsConcrete.com)



## ROSETTA® BY BROWN'S

PAVERS | RETAINING WALLS | STEPS | FIRE PITS | SLABS

MADE STRONG WITH THE FINEST GRANITE AGGREGATE



## WHY ROSETTA™

Rosetta™ combines the rugged attractiveness of natural stone with the dimensional consistency and engineered benefits of pre-cast concrete. Rosetta™ is cast in molds taken from actual weathered stone, and inspired by innovative concrete designs giving it a rich, textured surface that captures the look and feel of nature in every block. Our wetcast concrete hardscape products will give you endless options to create landscape designs that will appear as though they were born, rather than built.

Rosetta™ is dedicated to embracing and creating ways to think different, see different, and be different by creating uniquely beautiful engineered products that eliminate the difficult decision between form and function.



ROSETTA™  
by Brown's





# CONTENTS

Outcropping .....	2
Rockton .....	4
Belvedere® .....	6
Firepit Kits .....	8
Belvedere & Dimensional Firepit. ....	8
Dimensional Wall .....	9
Grand Flagstone. ....	10
Dimensional Flagstone .....	11
Outcropping Accessories. ....	12
Steps .....	13
Stone Edge Curb .....	14
Endless Possibilities – Column, Inukshuk, Dimensional Fire Pit .....	15
Coping .....	15
Northface .....	16



# OUTCROPPING

## OUTCROPPING

Rosetta® by Brown's Outcropping is designed to re-create examples of nature's very best retaining wall systems. This innovative and eye-pleasing wall system can bring nature's finest construction process closer to home and is easier to install and maintain than natural stone.

### SHAPES AND SIZES

Sizes range from 60.96cm to 182.9cm (2' to 6') wide, and 15.24cm to 60.96cm (6" to 24") tall in 15.24cm (6") increments. All pallets are sold in full pallet quantities only.

#### PALLET 'A'



106.7cm wide x 30.5cm high  
(42" wide x 12" high)



121.9cm wide x 30.5cm high  
(4' wide x 12" high)



152.4cm wide x 30.5cm high  
(5' wide x 12" high)




167.6cm wide x 30.5cm high  
(6' wide x 12" high)






WINDSOR

## COLOUR OPTIONS



MANITOU



RIDEAU



WINDSOR

### PALLET 'B'



60.9cm wide x 15.2cm high  
(2' wide x 6" high)



121.9cm wide x 15.2cm high  
(4' wide x 6" high)



91.4cm wide x 15.2cm high  
(3' wide x 6" high)



137.2cm wide x 30.5cm high  
(54" wide x 12" high)



91.4cm wide x 30.5cm high  
(3' wide x 12" high)



182.9cm wide x 30.5cm high  
(6' wide x 12" high)

### PALLET 'C'



60.9cm wide x 15.2cm high  
(2' wide x 6" high)



152.4cm wide x 45.7cm high  
(5' wide x 18" high)



91.4cm wide x 15.2cm high  
(3' wide x 6" high)



121.9cm wide x 60.9cm high  
(4' wide x 24" high)



# ROCKTON



FOND DU LAC





FOND DU LAC

## COLOUR OPTIONS



FOND DU LAC



MANITOU



EBONY (special order)

## ROCKTON

Rockton is a unique stone with linear proportions that reflect our very best hand-cut natural wall stones. With its freshly quarried face and stone texture, Rockton will perform perfectly as a retaining or freestanding wall.

## SHAPES AND SIZES



106.7cm wide x 15.2cm high x 26.7cm deep  
(42" wide x 6" high x 10.5" deep)



76.2cm wide x 15.2cm high x 26.7cm deep  
(30" wide x 6" high x 10.5" deep)



53.3cm wide x 15.2cm high x 26.7cm deep  
(21" wide x 6" high x 10.5" deep)



30.5cm wide x 15.2cm high x 26.7cm deep  
(12" wide x 6" high x 10.5" deep)



**CORNER UNIT**  
53.3cm wide x 15.2cm high x  
26.7cm deep  
(21" wide x 6" high x 10.5"  
deep)

See page 15 for coping options.



# BELVEDERE®

A smaller version of the Rosetta™ by Brown's Outcropping, the Belvedere® Wall system is designed to mirror the hand-laid garden walls of old. From farm lanes to fieldstone foundations, Belvedere® Wall imitates the texture of that old-world craftsmanship. This wall system consists of the standard wall, corner units, coping units and pillar caps.

## SHAPES AND SIZES

See page 15 for coping options

### BELVEDERE® WALL

Depth of all pieces approximately 23cm (9").  
Multiple face textures available for each of the six block sizes shown.



15.25cm face/ 10.16cm back in 7.62cm or 15.24cm heights (6" face/4" back in 3" or 6" heights)	30.48cm face/ 25.4cm back in 7.62cm or 15.24cm heights (12" face/10" back in 3" or 6" heights)	45.72cm face/ 40.64cm back in 7.62cm or 15.24cm heights (18" face/16" back in 3" or 6" heights)
--	---	---

### BELVEDERE® WALL CORNER



Depth of all pieces approximately 23cm (9"). Blocks finished on 3 sides. Multiple face textures available for each of the two corner block sizes shown. 38.1cm face/35.56cm back in 7.62cm or 15.24cm heights (15" face/14" back in 3" or 6" heights)

### BELVEDERE® PILLAR CAP



71.12cm square by 6.35cm thick (28" square by 2.5" thick).  
Available in multiple face textures.



WINDSOR (WITH RED ACCENT BRICK)

## COLOUR OPTIONS



MANITOU



RIDEAU



WINDSOR



SANDSTONE  
(special order)



EBONY  
(special order)





WINDSOR



# FIREPIT KITS

## BELVEDERE® & DIMENSIONAL FIREPIT

What better way to enjoy your outdoor living area than to have family and friends gather around a beautiful fire pit? Rosetta™ Fire Pit Kits have a natural weathered look that will help transform your outdoor space into an inviting, warm retreat. One convenient pallet for quick and easy installation with no waste will integrate into any and all Rosetta™ Landscape products.




BELVEDERE® FIREPIT – WINDSOR



DIMENSIONAL FIREPIT – MANITOU


## COLOUR OPTIONS



MANITOU



RIDEAU



WINDSOR



# DIMENSIONAL WALL

This product features a hand-hewn texture on five of its sides. Its enduring classic look has consistent dimensions which allow for accurate installation designs. Rosetta™ Dimensional is ideal for small retaining walls, free-standing walls, columns, edging, fire pits and tree rings. This wall system includes straight blocks, taper blocks and three different sized coping units.

For walls up to 406 mm (16") in height.

## SHAPES AND SIZES

See page 15 for coping options

### DIMENSIONAL STRAIGHT BLOCK

203mm deep x 304mm wide x 101mm high / (8" deep x 12" wide x 4" high)




### DIMENSIONAL WEDGE BLOCK

203mm deep x 304mm (tapered to 190mm) wide x 101mm high / (8" deep x 12" (tapered to 7.5") wide x 4" high)



WINDSOR


## COLOUR OPTIONS



MANITOU



RIDEAU



WINDSOR



# GRAND FLAGSTONE

Rosetta™ by Brown's Grand Flagstone is manufactured with a natural weathered flagstone profile for an authentic rustic appearance. With its varied textures and consistent thickness for easy installation, it is a perfect fit for your patio, pool deck, pathway or outdoor kitchen. Grand Flagstone by Brown's is made with a most attractive texture and beautiful scale of large natural flagstone slabs, but still easily laid in quick-to-install patterns. This product is also suitable for stepping stones, courtyards and water features.

## SHAPES AND SIZES

Eight layers per bundle



LAYER 1



LAYER 3



LAYER 2




LAYER 4



WINDSOR


## COLOUR OPTIONS




MANITOU



RIDEAU



WINDSOR



SANDSTONE  
(special order)



EBONY  
(special order)





# DIMENSIONAL FLAGSTONE

For those who enjoy the rustic appeal of flagstone but are looking for a more lineal and dimensional appearance, Dimensional Flagstone by Brown's is the best of both worlds. Mimicking natural masterpieces, these regular shapes and random textures provide a more refined and aesthetically pleasing look.

## SHAPES AND SIZES

EACH LAYER IN A CUBE INCLUDES ONE OF EACH OF THE FOLLOWING SIZED UNITS:

24 x 24 - 606mm x 606mm x 51mm  
(23.9" x 23.9" x 2")

18 x 24 - 454mm x 606mm x 51mm  
(17.9" x 23.9" x 2")

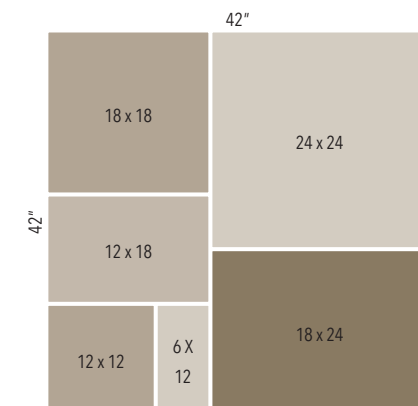
18 x 18 - 454mm x 454mm x 51mm  
(17.9" x 17.9" x 2")

12 x 18 - 302mm x 454mm x 51mm  
(11.9" x 17.9" x 2")

12 x 12 - 302mm x 302mm x 51mm  
(11.9" x 11.9" x 2")

6 x 12 - 151mm x 302mm x 51mm  
(5.9" x 11.9" x 2")

## DIMENSIONAL FLAGSTONE LAYER





# OUTCROPPING ACCESSORIES

## SHAPES AND SIZES



### ACCENT BLOCK

121.9cm x 76.2cm x 30.5cm (48" x 30" x 12") finished on all sides and top



### CORNER BLOCK

Units available in a modified "A" pallette configuration



Back of corner showing rounded finished edges and lifting attachment



### ACCENT PLANTER

121.9cm x 76.2cm x 30.5cm (48"x30"x12")



### FREESTANDING OUTCROPPING

182.9 cm wide x 30.5 cm high (6' wide x 12" high)



121.9 cm wide x 30.5 cm high (4' wide x 12" high)



121.9 cm wide x 15.2 cm high (4' wide x 6" high)


Shown are three of the six sizes of Freestanding Outcropping that are available.




## COLOUR OPTIONS



MANITOU



RIDEAU



WINDSOR



# STEPS

Our manufactured Rosetta™ Steps come in 3 distinct profile types; 4 foot Dimensional, 6 foot Dimensional and the Random step series. Created to best reflect the appearance of natural weathered stone, our steps have a consistent thickness ensuring you have the grandest approach, without the uncertainties and irregularities of natural stone steps. All steps are finished on all four sides and top of step.

All Rosetta™ Steps are solid concrete. They are NOT hollow!



## SHAPES AND SIZES

### RANDOM STEPS

Average 610mm deep x 1320mm wide with 178mm rise (24" deep x 52" wide, 7" rise). A 36" x 30" step is also available.

Shown below are the four steps included in each cube.



### 4' DIMENSIONAL

457mm deep x 1219mm wide with 178mm rise (18" deep x 48" wide, 7" rise).



### 6' DIMENSIONAL

762mm deep x 1829mm wide with 178mm rise (30" deep x 72" wide, 7" rise).



A 762mm x 914mm (30" x 36") step is also available.



# STONE EDGE CURB

A thick and decorative curb, designed for defining the edges of flower beds, tree contours, lawn edging, paver restraint and accent pieces. Brown's Stone Edge Curbs provide superior aesthetics with a simple and classic design. These beautiful curbs are an ideal choice for creating easy attractive edging.

## SHAPES AND SIZES




152mm high x 914mm wide x 178mm deep (6" high x 36" wide x 7" deep)




GRANITE


## COLOUR OPTIONS



GRANITE



EBONY



SANDSTONE



# ENDLESS POSSIBILITIES

## COLUMN

With a natural stone texture on the front, back and top, the attractive and easy to install columns and caps have no waste. Being able to tie in to the Belvedere Wall system, our Columns and Column Caps make it simple to create numerous beautiful outdoor opportunities. Ask us about fence column construction.



## INUKSHUK

Created by The Inuit of the Canadian Arctic, the Inukshuk take on numerous different shapes, sizes and meanings. Still being erected today, they are a lasting symbol of resilience in a harsh, often unforgiving climate and have evolved into a uniquely Canadian art form. Let Brown's Belvedere Inukshuk continue this tradition in your outdoor living space.



## DIMENSIONAL FIRE PIT



As a compact unit, the dimensional wedge fire pit is ideal for smaller spaces and a cost efficient way to enjoy the outdoors. An amazing looking prod-

uct with space and function in mind. The dimensional wedge fire pit has the look and texture of natural stone with the refinements of straight lines.



## DIMENSIONAL



330mm deep x 609mm wide x 63mm high  
(13" deep x 24" wide x 2.5" high)



330mm deep x 457mm wide x 63mm high /  
(13" deep x 18" wide x 2.5" high)



**FINISHED END**  
330mm deep x 482mm  
wide x 63mm high /  
(13" deep x 19" wide x  
2.5" high)

## BELVEDERE®

All pieces approximately 26cm (10 1/4") deep by 5.72cm (2 1/4") high. Multiple face textures available for each of the following four block sizes. Note: end units finished front, back, top and one side



15.25cm face/  
10.16cm back  
(6" face/4" back)

30.48cm  
face/25.4cm back  
(12" face/10" back)



45.72cm face/  
40.64cm back  
(18" face/16" back)

End unit: 45.72cm  
face/43.18cm back  
(18" face/17" back).

## COPING







NORTHFACE

MANITOU





# NORTHFACE

The Northface wall system by Brown's is our largest segmental retaining wall system. These large dimensional pieces are manufactured with the definition and beauty of natural cut stone. This favored building material is known to withstand the harshest of elements with its impressive durable construction. With both cored and solid units, Northface walls

will give any landscaping project a practical appeal with a timeless appearance. The coping system for this wall is comprised of three different sized units to allow for versatility and function. This product is perfect for both residential and commercial applications.

## SHAPES AND SIZES



### FULL SIZE

450mm high x 1829mm wide  
x 610mm deep (17.75" high x  
72" wide x 24" deep)



### HALF SIZE

450mm high x 914mm wide  
x 610mm deep (17.75" high x  
36" wide x 24" deep)



### 6' COPING

178mm high x  
1829mm wide x  
762mm deep (7"  
high x 72" wide x 30"  
deep)



### 4' COPING

178mm high x 1219mm wide x  
450mm deep (7" high x 48" wide, x  
18" deep)



### 3' COPING

178mm high x 914mm wide x 762mm  
deep (7" high x 36" wide x 30" deep)

Tolerances for this product is  $\pm 6.35\text{mm}$  (1/4")

## COLOUR OPTIONS



MANITOU



WINDSOR







Brown's Concrete Products Limited  
3075 Herold Drive,  
Sudbury, Ontario, Canada P3E 6K9

Telephone: 705-522-8220  
Fax: 705-522-2732  
Toll-free: 1-800-461-4888  
Email: [info@brownsconcrete.com](mailto:info@brownsconcrete.com)

[www.BrownsConcrete.com](http://www.BrownsConcrete.com)



Canadian  
Home Builders'  
Association



Canadian Concrete Masonry  
Producers Association



icpi  
Interlocking Concrete  
Pavement Institute®



NATIONAL  
CONCRETE MASONRY  
ASSOCIATION

Note: Colour swatches are for reference only and may not represent the actual product colour. We recommend that you see your local dealer to view actual sample pieces prior to final colour selection.

Authorized Dealer



## BROWN'S LIFETIME WARRANTY

Brown's Concrete Products Limited provides a Lifetime Warranty to the original purchaser on the structural integrity of its products used in residential applications. If the material installed on the owner's property, using our recommended guidelines, proves to be defective the product will be replaced without cost. Colour matching and the occurrence of efflorescence cannot be guaranteed. The Warranty does not

cover damage resulting from subgrade settlement or movement, contact with chemicals or paint, discolouration due to airborne contamination, staining, oxidation, improper sealing or the use of de-icing chemicals other than sodium chloride. Removal and replacement labour, and transportation costs, are not included. This warranty is not transferable and proof of purchase is required.